



# Univox® PLS-6

Class D Tech, High-Power Induction Loop Driver

## Features

- High output power provides coverage up to 1900m<sup>2</sup>
- Unique Parametric MLC for comprehensive metal loss compensation
- Built-in System diagnostics to isolate system errors
- Advanced real time protection circuit
- 50-100V input
- Programmable XLR, RCA and screw terminal input connectors
- Crest factor based Dual Action AGC for unsurpassed intelligibility
- High switching frequency 400kHz-1MHz for low interference
- Low frequency masking filter for voice enhancement
- Butterworth 24dB/octave low pass filter for effective noise blocking between equipment
- Priority Voice alarm system input
- Fan free convection cooling for silent reliable operation
- Monitor speaker output
- Front panel controls for easy access
- Recessed controls to prevent tampering
- ULD supported for easy project planning
- Extremely low carbon footprint
- Full width 1U 19" rack mount to save rack space
- 5 year warranty

## Ample driver for ample venues

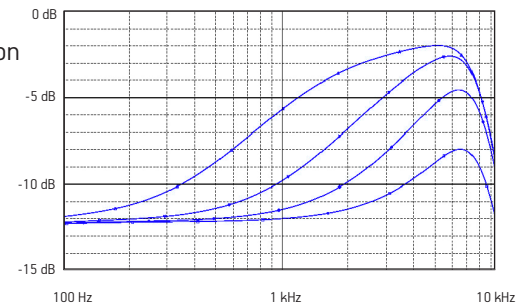
Univox® PLS-6 is a unique Class D Tech loop driver suitable for a wide range of loop configurations. Single-, two-turn perimeter loops and multi-loops enable flexibility to easily modify system performance. Designed with durable performance and easy installation in mind, the combination of Univox technology, electronic transformer and silent, fan-free operation delivers a more capable, considerably smaller and lighter loop driver than its predecessors, with unsurpassed audio quality.

## The self-diagnostic system

When the self-diagnostic is activated, input connection, AGC, pre-amp and power driver and integrity of the loop conductor, will be accessed. The diagnostics will indicate which systems are operational and which are in need of adjustment. The built-in signal generator, which is part of the self-diagnostic system, can also be used to set the output level.

## Enhanced metal loss compensation

Univox® PLS-6 is equipped with a unique Parametric MLC (Metal Loss Compensation) control, enabling fine tuning for different metal loss effects. It allows the installer to further compensate for metal attenuation effects and not by simply just increasing the level from one default starting frequency.



Coverage Area in m<sup>2</sup>/ft<sup>2</sup>

Loop	No Metal Loss	Moderate metal Loss	High Metal Loss
Perimeter. 1:1 Ratio	500/1650	50/540*	..**
Perimeter. 1:2 Ratio	800/2600	100/1000*	..**
Figure 8. 1:1 Ratio	1900/6200	1000/3300	600/2000

\* Coverage area limited by max segment width

\*\* Univox® SLS is recommended

Hearing excellence since 1965



<b>Induction Loop Output</b>	
Max Drive Voltage	50Vpp/17.7Vrms
Peak current (EHIMA speech)	14Arms
<b>Power</b>	
Power supply	110-240VAC primary switched class VI electronic power supply, Enhanced power connection with 4-pin DIN power connector
<b>Back panel interface</b>	
Input 1	Balanced XLR Dip switch programmable: Low Cut Filter@150Hz - Flat/Speech, Line/Mic; Phantom Power +12VDC On/Off Sensitivity: -55dBu (1.5 mVrms) to +10dBu (2.6Vrms)
Input 2	Balanced Phoenix Screw Terminal Block Dip switch programmable: Low Cut Filter@150Hz - Flat/Speech, line/50-100V connection On/Off; Override On/Off ( <i>Input 3 signals higher than -6dB above AGC-knee overrides all other input signals</i> ) Line sensitivity: -15dBu (50mVrms) to +20.6dBu (8.3Vrms)
Input 3	Unbalanced RCA or Phoenix Screw Terminal Block Sensitivity: -24dBu (30mVrms) to +16.2dBu (5Vrms)
Monitor control	Recessed trim potentiometer for 10W speaker and 3.5mm front panel headphone output
Monitor connection	Phoenix Screw Terminal Block Speaker monitor output; 24V power output; Remote computer or LED diagnostic output
<b>Front panel interface</b>	
Input 1-3	Recessed trim pots; 4 LED input level indicator (-18dB to +12dB)
Parametric Metal Loss Control	Recessed trim pot, adjustable gain slope from 0 to 4dB/octave, Switchable frequency knee point (100Hz, 500Hz, 1kHz, 2kHz)
System Diagnostics	Checks Input connection, AGC, Pre and Power driver and Loop conductor with a pulsed 1.6kHz signal (built-in signal generator) On/Off switch to operate system, single LED indication
Loop Current Control	Recessed trim pot; 4 LED output level indicator (0-9dB)
Peak indicator	LED indicates clipping due to voltage saturation
Monitor output	3.5mm jack to monitor loop with headphones
Power indicator	LED indicates correct connection to power supply
<b>Other Systems and Functions</b>	
Frequency response	75-6800Hz
Distortion, Power Loop Driver	< 0.05%
Distortion, system	< 0.15%
Dual Action AGC	Dynamic Range: > 50-70dB (+1.5dB) Attack time: 2-500ms, Release time: 0.5-20dB/s
Cooling	Fan free convection cooling (chassis cooling)
IP class	IP20
<b>Physical</b>	
Size	1U/19" rack mount Width 430mm, Depth 150mm, Height 44mm (incl. rubber feet)
Weight (net/gross)	1.9/3.55kg
Mounting options	Rack mount (brackets included), wall mount or freestanding (rubber feet pre-mounted)
Part No	225060

This product is designed to meet the system requirements of IEC60118-4 when correctly designed, installed, commissioned and maintained. Specification data complied according to IEC62489-1.

## Accessories and tools

### Univox Listener

This easy to use loop listener indicates field strength levels of 0dB and -6dB in accordance with IEC 60118-4. It is an essential tool for the facility manager as well as an alternative assistive listening device for the Hard of Hearing.



### Univox FSM Basic

Univox® FSM Basic is a calibrated measuring device, enabling assessment of background noise, field strength and frequency response of the system to comply with the requirements of IEC 60118-4.



### Copper tape

This insulated copper tape is only 0.25 mm thick and is easily concealed under most floor finishes. It is ideal for multi loop and Super loop installations.




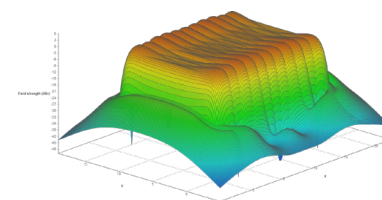
### Printed warning tape

Univox warning tape to be used for protection and warning of the copper tape cables. The tape is available in two widths – 50mm and 75mm.



### Univox Loop Designer

ULD is a tool to aid in the design of Hearing Loop Systems in accordance with the International Induction Loop System performance standard IEC 60118-4.



The User Guide, Installation Guide and Certificate of Conformity are available on [univox.eu](http://univox.eu)